The six chalets



Mechmech, Jbeil, Lebanon

Six stone chalets across three floors, with roof-level duplex bedrooms, private outdoor living and a shared pool in Mechmech, Jbeil.

Natural stone, warm timber and terracotta roofs. Choose a two-bedroom chalet on the ground or first floor, or a three-bedroom duplex on the second and roof floors. Each has a kitchenette, fireplace and private terrace or balcony.

Private living, with a shared outdoor setting designed for easy afternoons and evenings together.

Shared amenities are part of the design concept. Pool dimensions, seating capacity and final site layout are to be confirmed.

Chalet schedule

Chalet	Floor	Beds / baths	Lower enclosure	Roof plan reservation	Private outdoor space
G01	Ground floor	2 / 2	69.03 m²	—	7.04 m²
G02	Ground floor	2 / 2	69.03 m²	—	7.04 m²
F01	First floor	2 / 2	69.03 m²	—	7.04 m²
F02	First floor	2 / 2	69.03 m²	—	7.04 m²
S01	Second floor + Roof floor	3 / 3	71.37 m²	71.37 m²	7.04 m²
S02	Second floor + Roof floor	3 / 3	71.37 m²	71.37 m²	7.04 m²

Six chalets in the 13 × 14 m building concept: G01 and G02 on the ground floor, matching F01 and F02 on the first floor, and S01 and S02 duplexes across the second and roof floors.

The PDF lists concept enclosure areas, not certified net or saleable areas. Roof plan reservations include low-eave zones. Stairs and outdoor spaces are excluded from the enclosure figures; usable roof areas require verified headroom.

Ground floor · G01 / G02

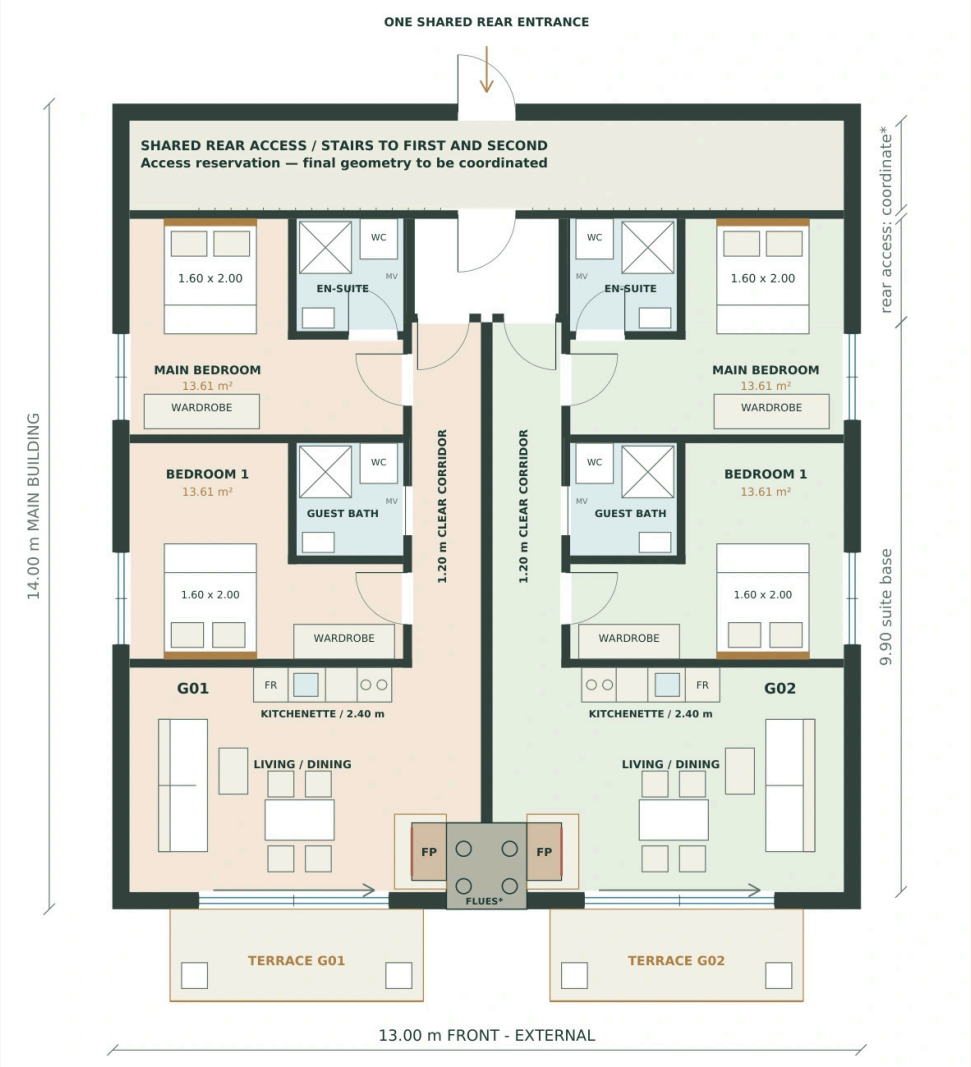

Ground floor

A two-bedroom ground-floor chalet with a private front terrace. The main bedroom has its own shower bathroom; a second shower bathroom opens from the private corridor. Living and dining face the terrace, with a kitchenette and fireplace. G02 mirrors G01.

Your arrival

The shared rear entrance leads to a lobby with independent doors to G01 and G02. A common stair route serves the first and second floors. Each chalet has its own private corridor, planned at 1.20 m clear width.

Understanding the areas

Revised concept layouts. Ground and first floors share the same room arrangement. Shared stair continuation, structural design and final areas require coordination. Not construction drawings.

First floor · F01 / F02

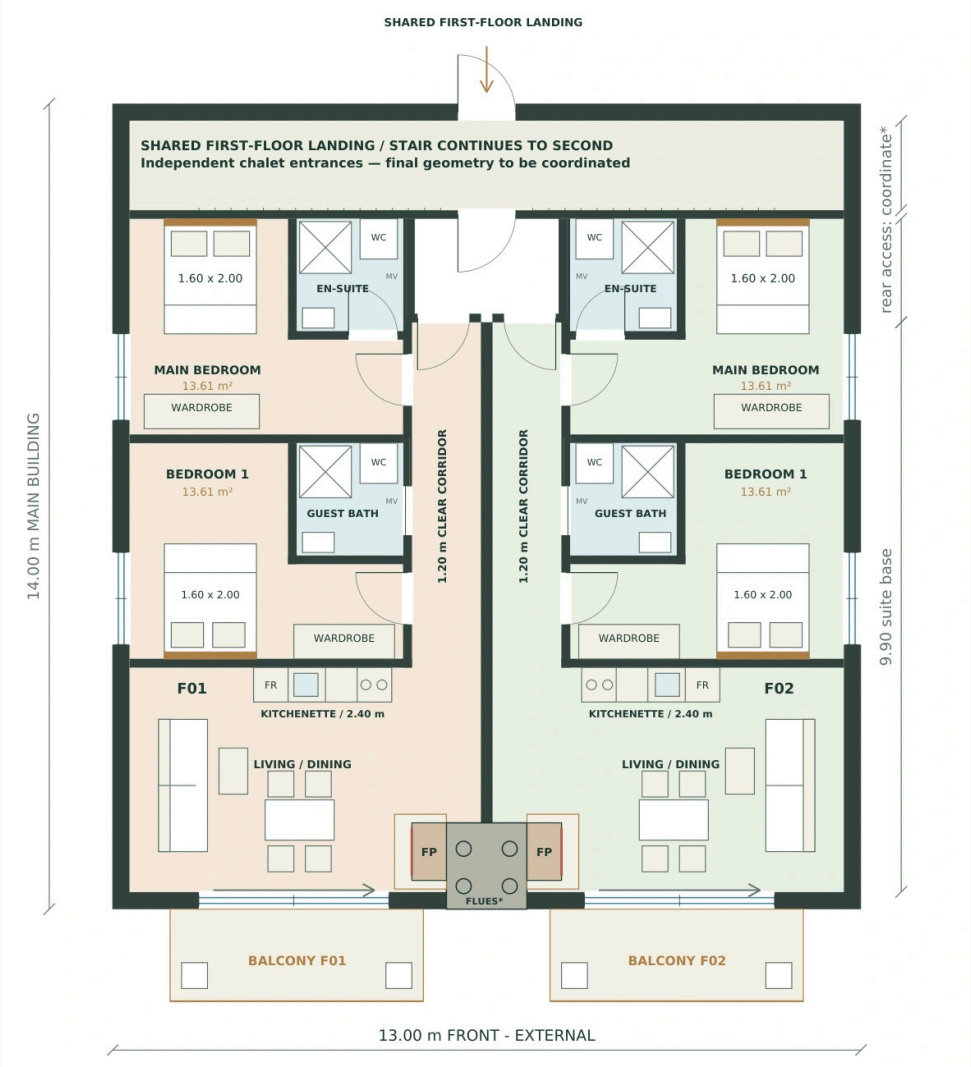

First floor

A two-bedroom first-floor chalet with the same room arrangement as the ground-floor chalets and a private front balcony. The main bedroom has an en-suite shower bathroom; the second shower bathroom opens from the corridor. Living/dining, kitchenette and fireplace face the balcony. F02 mirrors F01.

Your arrival

The shared rear stair reaches a common first-floor landing with independent chalet entrances. The shared stair continues to the second-floor duplex entrances without crossing either first-floor chalet. Final stair and landing geometry require coordination.

Understanding the areas

Revised concept layouts. Ground and first floors share the same room arrangement. Shared stair continuation, structural design and final areas require coordination. Not construction drawings.

Second floor · S01 / S02



Second floor

A three-bedroom chalet across the second and roof floors. The lower level includes a master bedroom with en-suite, a separate rear lounge, guest shower bathroom, living/dining, kitchenette, fireplace and private balcony. Two roof bedrooms share a third shower bathroom, with separate bedroom doors and matching front and side dormer windows.

Your arrival

Shared rear entrance → common stairs serving ground, first and second floors → independent second-floor duplex entrance → private corridor and upper stair → roof bedrooms. Access to the duplexes does not pass through a first-floor chalet. Stair geometry, landings, headroom and structural openings require a coordinated design.

Understanding the areas

Revised concept layouts. Ground and first floors share the same room arrangement. Shared stair continuation, structural design and final areas require coordination. Not construction drawings.

Roof floor · S01 / S02

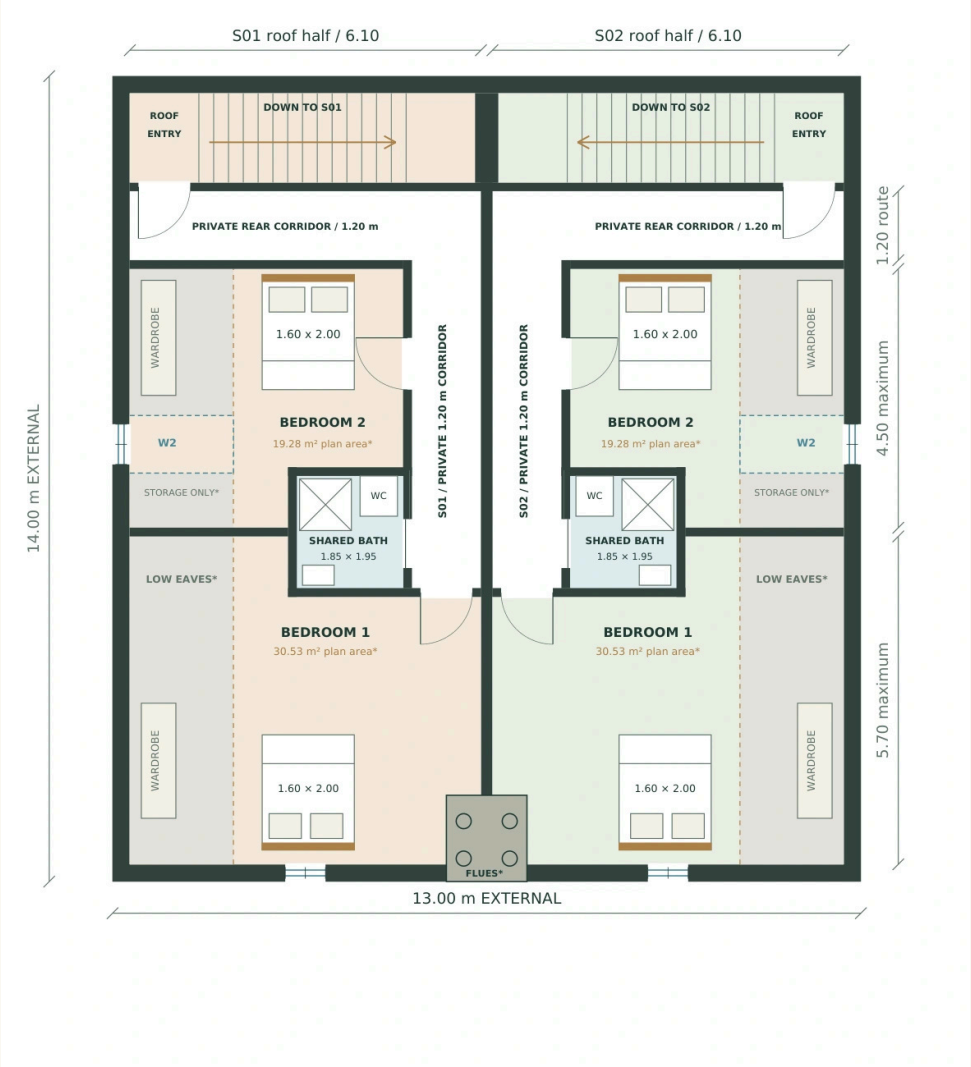

Roof floor

Each duplex has two bedrooms, a shared shower bathroom and a private corridor on the roof level. Roof dormers bring light into the bedrooms.

Your arrival

Shared rear entrance → common stairs serving ground, first and second floors → independent second-floor duplex entrance → private corridor and upper stair → roof bedrooms. Access to the duplexes does not pass through a first-floor chalet. Stair geometry, landings, headroom and structural openings require a coordinated design.

Understanding the areas

Revised concept layouts. Ground and first floors share the same room arrangement. Shared stair continuation, structural design and final areas require coordination. Not construction drawings.

G01 · Ground-floor chalet

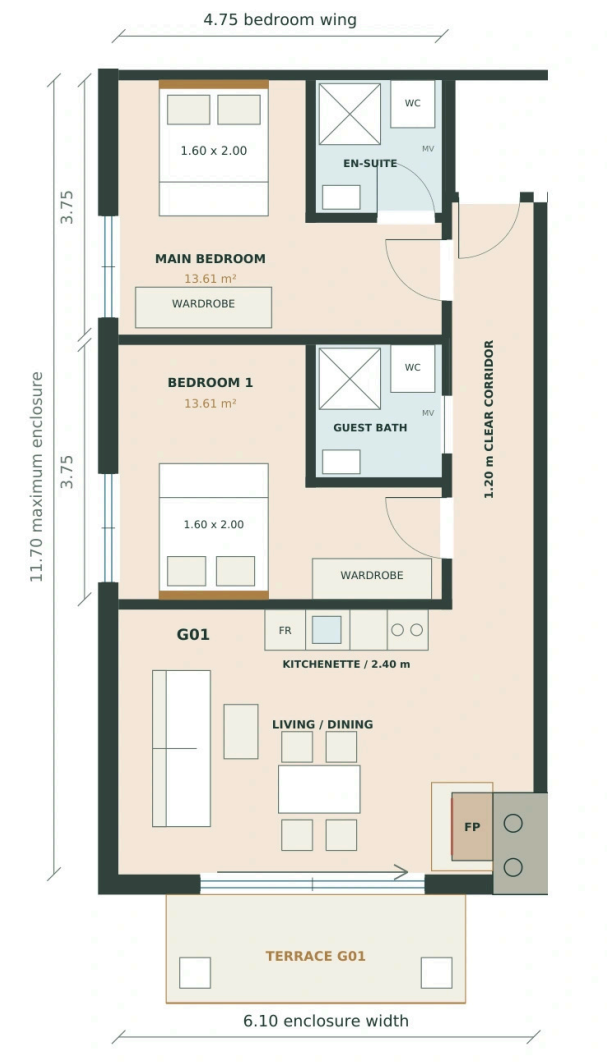

A two-bedroom ground-floor chalet with a private front terrace. The main bedroom has its own shower bathroom; a second shower bathroom opens from the private corridor. Living and dining face the terrace, with a kitchenette and fireplace. G02 mirrors G01.

Enclosure geometry	6.10 × 9.90 + 4.80 × 1.80 m
Maximum enclosure depth	11.70 m
Bedroom 1 — L-shaped clear area	13.61 m² · 4.75 × 3.75 m max.
Main bedroom — L-shaped clear area	13.61 m² · 4.80 × 3.75 m max.
Each shower bathroom	1.85 × 1.95 m = 3.61 m²
Private corridor — clear intent	1.20 m
Living / dining planning zone	6.10 × 3.90 m
Kitchenette — sink, hob, fridge	2.40 × 0.60 m
Double beds	1.60 × 2.00 m
Suite / bedroom door leaves	0.90 m
Private terrace	4.40 × 1.60 m = 7.04 m²

69.03 m² is the concept enclosure area, including internal partitions; it is not certified net usable or saleable area. The 7.04 m² terrace is separate. Bedroom outlines include offsets, and their 13.61 m² clear areas are L-shaped. Final clear dimensions depend on wall construction.

G02 · Ground-floor chalet



A two-bedroom ground-floor chalet with a private front terrace. The main bedroom has its own shower bathroom; a second shower bathroom opens from the private corridor. Living and dining face the terrace, with a kitchenette and fireplace. G02 mirrors G01.

Enclosure geometry	6.10 × 9.90 + 4.80 × 1.80 m
Maximum enclosure depth	11.70 m
Bedroom 1 — L-shaped clear area	13.61 m² · 4.75 × 3.75 m max.
Main bedroom — L-shaped clear area	13.61 m² · 4.80 × 3.75 m max.
Each shower bathroom	1.85 × 1.95 m = 3.61 m²
Private corridor — clear intent	1.20 m
Living / dining planning zone	6.10 × 3.90 m
Kitchenette — sink, hob, fridge	2.40 × 0.60 m
Double beds	1.60 × 2.00 m
Suite / bedroom door leaves	0.90 m
Private terrace	4.40 × 1.60 m = 7.04 m²

69.03 m² is the concept enclosure area, including internal partitions; it is not certified net usable or saleable area. The 7.04 m² terrace is separate. Bedroom outlines include offsets, and their 13.61 m² clear areas are L-shaped. Final clear dimensions depend on wall construction.

F01 · First-floor chalet

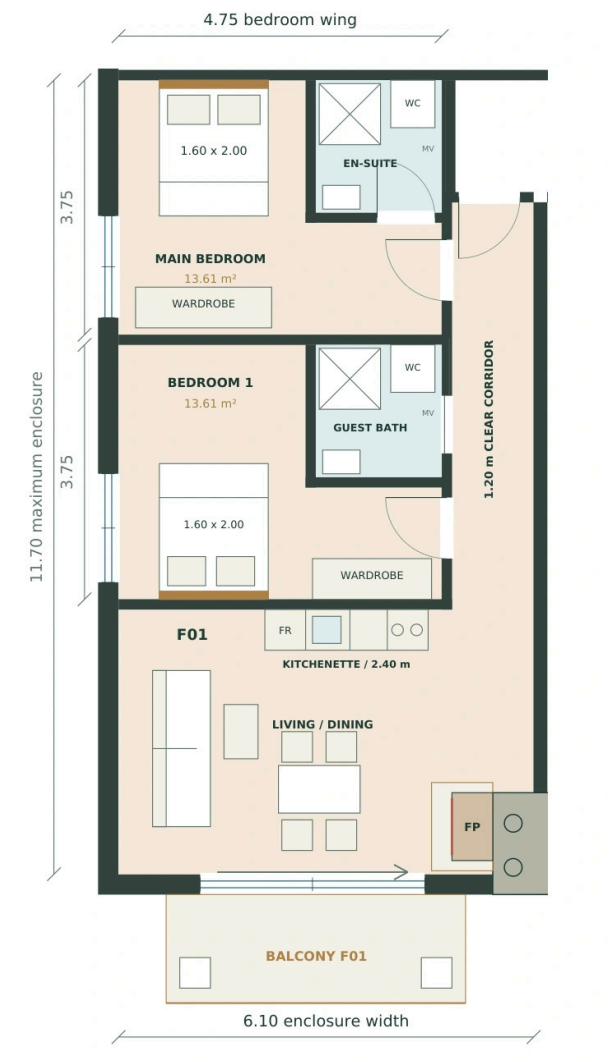

A two-bedroom first-floor chalet with the same room arrangement as the ground-floor chalets and a private front balcony. The main bedroom has an en-suite shower bathroom; the second shower bathroom opens from the corridor. Living/dining, kitchenette and fireplace face the balcony. F02 mirrors F01.

Enclosure geometry	6.10 × 9.90 + 4.80 × 1.80 m
Maximum enclosure depth	11.70 m
Bedroom 1 — L-shaped clear area	13.61 m² · 4.75 × 3.75 m max.
Main bedroom — L-shaped clear area	13.61 m² · 4.80 × 3.75 m max.
Each shower bathroom	1.85 × 1.95 m = 3.61 m²
Private corridor — clear intent	1.20 m
Living / dining planning zone	6.10 × 3.90 m
Kitchenette — sink, hob, fridge	2.40 × 0.60 m
Double beds	1.60 × 2.00 m
Suite / bedroom door leaves	0.90 m
Private balcony	4.40 × 1.60 m = 7.04 m²

69.03 m² is the concept enclosure area, including internal partitions; it is not certified net usable or saleable area. The 7.04 m² balcony is separate. Bedroom outlines include offsets, and their 13.61 m² clear areas are L-shaped. Final clear dimensions depend on wall construction. The room layout repeats the ground floor; final areas depend on the coordinated shared stair design.

F02 · First-floor chalet



A two-bedroom first-floor chalet with the same room arrangement as the ground-floor chalets and a private front balcony. The main bedroom has an en-suite shower bathroom; the second shower bathroom opens from the corridor. Living/dining, kitchenette and fireplace face the balcony. F02 mirrors F01.

Enclosure geometry	6.10 × 9.90 + 4.80 × 1.80 m
Maximum enclosure depth	11.70 m
Bedroom 1 — L-shaped clear area	13.61 m² · 4.75 × 3.75 m max.
Main bedroom — L-shaped clear area	13.61 m² · 4.80 × 3.75 m max.
Each shower bathroom	1.85 × 1.95 m = 3.61 m²
Private corridor — clear intent	1.20 m
Living / dining planning zone	6.10 × 3.90 m
Kitchenette — sink, hob, fridge	2.40 × 0.60 m
Double beds	1.60 × 2.00 m
Suite / bedroom door leaves	0.90 m
Private balcony	4.40 × 1.60 m = 7.04 m²

69.03 m² is the concept enclosure area, including internal partitions; it is not certified net usable or saleable area. The 7.04 m² balcony is separate. Bedroom outlines include offsets, and their 13.61 m² clear areas are L-shaped. Final clear dimensions depend on wall construction. The room layout repeats the ground floor; final areas depend on the coordinated shared stair design.

S01 · Duplex chalet



A three-bedroom chalet across the second and roof floors. The lower level includes a master bedroom with en-suite, a separate rear lounge, guest shower bathroom, living/dining, kitchenette, fireplace and private balcony. Two roof bedrooms share a third shower bathroom, with separate bedroom doors and matching front and side dormer windows.

Master bedroom + en-suite	13.61 m² + 3.61 m²
Rear lounge	13.61 m²
Lower level bathrooms	2 × (1.85 × 1.95 m)
Kitchenette — sink, hob, fridge	2.40 × 0.60 m
Private balcony	4.40 × 1.60 m = 7.04 m²
Roof enclosure reservation	6.10 × 11.70 m = 71.37 m²
Roof bedroom 1 — plan area	30.53 m² · 5.70 m max.
Roof bedroom 2 — plan area	19.28 m² · 4.50 m max.
Roof shared shower bathroom	1.85 × 1.95 m = 3.61 m²
Private corridor — clear intent	1.20 m
Private upper stair — run / width	3.60 m / 1.20 m
Front / side dormer — plan width	0.70 m
Double beds	1.60 × 2.00 m

71.37 m² lower enclosure + 71.37 m² roof reservation = 142.74 m² combined plan reservations, excluding stairs and the separate 7.04 m² balcony. This is not certified usable or saleable area. Roof bedrooms include low-eave zones; usable floor areas require verified headroom. The plans, not interior renders, govern the layout.

S02 · Duplex chalet



A three-bedroom chalet across the second and roof floors. The lower level includes a master bedroom with en-suite, a separate rear lounge, guest shower bathroom, living/dining, kitchenette, fireplace and private balcony. Two roof bedrooms share a third shower bathroom, with separate bedroom doors and matching front and side dormer windows.

Master bedroom + en-suite	13.61 m² + 3.61 m²
Rear lounge	13.61 m²
Lower level bathrooms	2 × (1.85 × 1.95 m)
Kitchenette — sink, hob, fridge	2.40 × 0.60 m
Private balcony	4.40 × 1.60 m = 7.04 m²
Roof enclosure reservation	6.10 × 11.70 m = 71.37 m²
Roof bedroom 1 — plan area	30.53 m² · 5.70 m max.
Roof bedroom 2 — plan area	19.28 m² · 4.50 m max.
Roof shared shower bathroom	1.85 × 1.95 m = 3.61 m²
Private corridor — clear intent	1.20 m
Private upper stair — run / width	3.60 m / 1.20 m
Front / side dormer — plan width	0.70 m
Double beds	1.60 × 2.00 m

71.37 m² lower enclosure + 71.37 m² roof reservation = 142.74 m² combined plan reservations, excluding stairs and the separate 7.04 m² balcony. This is not certified usable or saleable area. Roof bedrooms include low-eave zones; usable floor areas require verified headroom. The plans, not interior renders, govern the layout.

Access and site arrangements

Ground floor

The shared rear entrance leads to a lobby with independent doors to G01 and G02. A common stair route serves the first and second floors. Each chalet has its own private corridor, planned at 1.20 m clear width.

First floor

The shared rear stair reaches a common first-floor landing with independent chalet entrances. The shared stair continues to the second-floor duplex entrances without crossing either first-floor chalet. Final stair and landing geometry require coordination.

Duplex chalet

Shared rear entrance → common stairs serving ground, first and second floors → independent second-floor duplex entrance → private corridor and upper stair → roof bedrooms. Access to the duplexes does not pass through a first-floor chalet. Stair geometry, landings, headroom and structural openings require a coordinated design.

Understanding the areas

The PDF lists concept enclosure areas, not certified net or saleable areas. Roof plan reservations include low-eave zones. Stairs and outdoor spaces are excluded from the enclosure figures; usable roof areas require verified headroom.

SHARED CHALET AMENITIES

Shared amenities are part of the design concept. Pool dimensions, seating capacity and final site layout are to be confirmed.